

ONE SIZE FITS ALL PQ SOLUTION

FEATURES & BENEFITS:

Cloud-based Recording:

The Seeker continuously streams PQ data to cloud-based PQ Canvass. Use a web browser to analyze the latest data instantly, without downloading.

Control Options:

Use the internal dual Form C relays to control distributed generation or other equipment through SCADA or automatically based on measured values. Two isolated digital inputs provide status or other equipment monitoring.

Communication Options:

The Seeker includes Wi-Fi, Bluetooth, LTE cell modem, USB, and Ethernet communication options.

SCADA Compatibility:

A full DNP interface over Wi-Fi, cell or Ethernet exposes all PQ measurements and I/O control functions.

Easy To Install:

The Seeker's small weatherproof enclosure contains the AC power supply, wireless communications, relays, and PQ monitor. No external enclosure, power supply, or communications device is needed.

INPUTS	AC Voltage	0 to 600 V RMS continuous per phase
	AC Current	0 to 5000 A RMS
	Sample Rate	250 kHz voltage and current (4166 samples/ cycle)

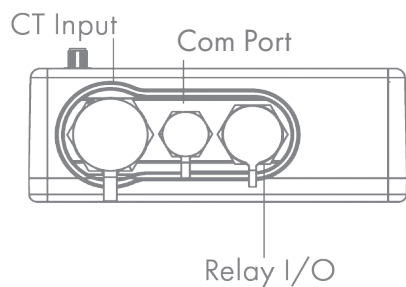
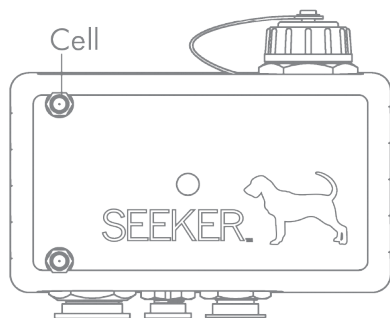
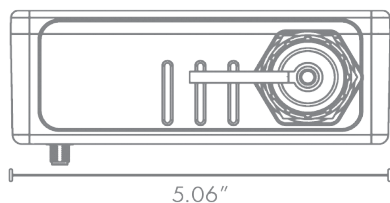
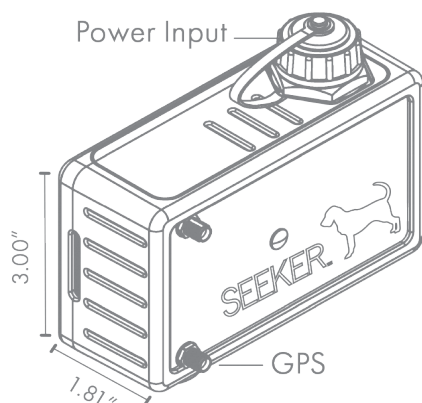
CHANNELS	Voltage	4 channels
	Current	4 channels

MEASURED QUANTITIES PER CYCLE	RMS Voltage	Volts
	RMS Current	Amps
	Real Power	Watts
	Apparent Power	VA
	Reactive Power	VARs
	Phase Angle	Degrees
	Power Factor	Watts/VA
	Displacement PF	cos (phase angle)
	Power Usage	kWh, kVARh, kVAh

ACCURACY	Voltage	0.33% of full scale
	Current	1.0% of full scale w/o probe
	Power	1.0% of full scale w/o probe
	Phase Angle	1.0° w/o probe
	Power Factor	±0.02 w/o probe
	Displacement PF	±0.02 w/o probe

POWER FAIL OPERATION	Super capacitor ride through power for notifications.
----------------------	--

SEEKER™



HARMONICS	Voltage	to the 51st
	Current	to the 51st
	Measures	Magnitude, phase, THD

SAFETY Designed to IEC 61010-1, 600 V CAT III

TIME SYNCHRONIZATION User-configurable SNTP time synchronization through Ethernet or cell modem. High resolution timestamping with optional GPS.

COMMUNICATIONS	Standard Options	Wi-Fi, Bluetooth LTE Cell Modem, Ethernet USB
-----------------------	------------------	---

INFORMATION STORAGE	Data Storage	144 MB onboard storage, unlimited cloud storage
----------------------------	--------------	--

RECORD SETTINGS	Interval Graphs	1 cycle to 4 hour interval, user selected, stop-when- full or wrap-around memory modes
	Significant Change Flicker Settings	1 V to 8 V in 1 V steps User-defined, or conform to IEEE 1453/ IEC 61000-4-15, and IEEE Std. 141
	Waveform Capture	Voltage and current threshold, periodic capture, waveshape, event cross triggers

RELAY OUTPUTS	Output Type	Dry Contact Form C (1 normally open, 1 normally closed)
	Number of Outputs	2 Independent Relays
	Max Switching Voltage	120V
	Max Switching Current	4 amps

DIGITAL INPUTS	Input Type	High Impedance
	Number of Inputs	2
	Min Sense Voltage	60V
	Nominal Sense Voltage	120V
	Max Sense Voltage	150V

POWER SUPPLY REQUIREMENTS	Voltage	60-600 VAC Channel 1 to Common (47-63 Hz)
	Power Consumption	5 Watts max, 15 VA max at 600 V

ENVIRONMENTAL	Operating Temp	-20° F to +135° F
	Humidity	Less than or equal to 85%
	Shock	60 Hz to 2 kHz, acceleration 25 G
	Vibration	10 Hz to 60 Hz, amplitude 1.8 mm
	Max Altitude	2.0 km (6560 ft), derated above 2.0 km

PHYSICAL DIMENSIONS	Size	5.06" L x 3.00" W x 1.81" H
	Weight	less than 1 lb
	Case	NEMA 4X